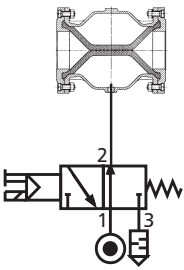
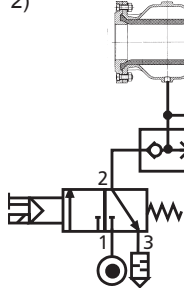


Aktiveringsexempel slangventiler

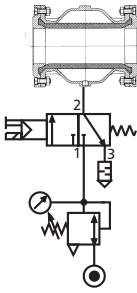
Example of Pinch Valve Controls

- 1) 

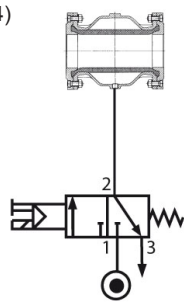
3/2-vägs magnetventil strömlös öppen (NO)

3/2-way solenoid valve currentless open (NO)
- 2) 

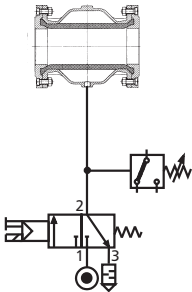
3/2-vägs magnetventil strömlös stängd (NC) med snabbluftningsventil

3/2-way solenoid valve (NC) normally closed with quick exhaust valve
- 3) 

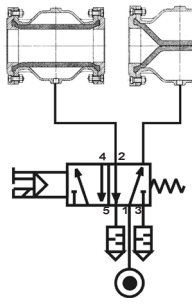
3/2-vägs magnetventil strömlös stängd (NC) med tryckregulator

3/2-way solenoid valve (NC) normally closed with pressure regulator
- 4) 

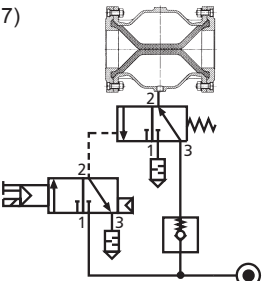
Transport vid sugning:
Anslut vakuumpump eller förbiledning på anslutning 3

Conveying by suction:
Connect vacuum-pump or bypass at connection 3
- 5) 

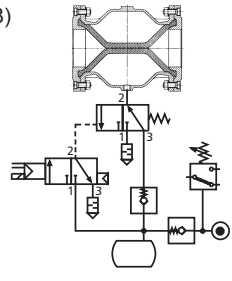
3/2-vägs magnetventil strömlös stängd (NC) med tryckbrytare

3/2-way solenoid valve normally closed (NC) with pressure switch
- 6) 

5/2-vägs magnetventil för växelstyrning

5/2-way solenoid valve for various regulation
- 7) 

Vid tryckluft-/strömavbrott:
Klämventil stannar i stängt läge

For pressure power shut down:
Pinch valve remains in closed position.
- 8) 

Vid tryckluft-/strömavbrott:
Klämventil stängs även i öppet läge (luftbehållare).

For pressure power shut down:
Pinch valve can close in open position (air tank).